

## Angiography



± 50% of interventionalists report spine complaints.

Spine problems limited work in 25-33% of reporting interventionalists.<sup>1</sup>

### Improved Operator Experience for Interventional Oncology


“What’s nice about the **58" monitor** is it **can go anywhere in the suite** and when you **couple that with a C-arm that can be put in any configuration** to image **it’s just better ergonomically** for the procedure list. So rather than having to turn your head in funny positions, look over your shoulder. You can almost always situate the monitor so it’s in a neutral position when you’re doing a procedure.”<sup>2</sup>

— *C. Matthew Hawkins, MD*  
*Director of Pediatric*  
*Interventional Radiology*  
*Children’s Healthcare of Atlanta,*  
*Atlanta, GA*

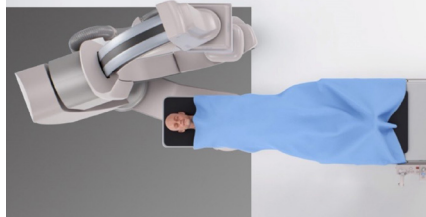


# Move the system, not the patient


## Head-to-Toe Coverage



## Fingertip-to-Fingertip Lateral Coverage



## Radial Access



- Full patient coverage without moving the table or patient from the left and the right side of the table
- Continuously maintaining a head-up display
- Radial access without having to pivot the table

## Single Plane Access Halo



## Biplane Access Halo

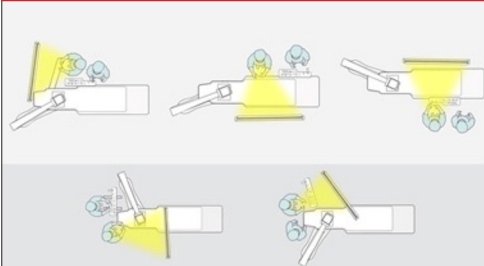


## Park Position



- Unobstructed head-end workspace
- Unprecedented patient access
- Maintaining full anatomical coverage from virtually any angle
- Park position provides free access to all sides of the table for patient mount

## 360° Freedom to Position the Monitor<sup>3</sup>



The monitor can be positioned virtually anywhere around the table for maximized operator comfort.

## Tableside Tablet<sup>4</sup>



Enhanced workflow by providing the ability to:

- Control many routine and advanced functions at table side
- Perform image analysis at table side

<sup>1</sup> Ades and Savage. Obesity in Coronary Heart Disease: An Unaddressed Behavioral Risk Factor Prev Med. 2017 November; 104: 117-119.

<sup>2</sup> The clinical results, performance and views described are the experience of the clinicians. Results may vary due to clinical setting, patient presentation and other factors

<sup>3</sup> Only available on the Alphenix Core+ and on the Alphenix Biplane when operating the Alphenix Biplane in single plane mode

<sup>4</sup> Optional

Follow us: <https://us.medical.canon>



@CanonMedicalUS



Canon Medical Systems USA, Inc.



+CanonMedicalUS

CANON MEDICAL SYSTEMS USA, INC.

<https://us.medical.canon> | 2441 Michelle Drive, Tustin CA 92780 | 800.421.1968

©Canon Medical Systems, USA 2023. All rights reserved. Design and specifications subject to change without notice.

Aquilion ONE, Alphenix and Made for Life are trademarks of Canon Medical Systems Corporation. YouTube logo is a trademark of Google Inc. TWITTER, TWEET, RETWEET and the Twitter logo are trademarks of Twitter, Inc. or its affiliates. LinkedIn, the LinkedIn logo, the IN logo and InMail are registered trademarks or trademarks of LinkedIn Corporation and its affiliates in the United States and/or other countries.

VLCSS14110US

*Made For life*