

**Canon**

**Aquilion<sup>TM</sup> Prime SP**



**Canon Medical Systems USA, Inc.** | Site Planning  
2441 Michelle Drive Tustin, CA 92780  
P (800) 421-1968 W [us.medical.canon](http://us.medical.canon)

Rev. 11-30-21


**EnVision 360**

All images and room planning created with EnVision 360.  
For scaled 2D CAD drawings, please contact your Canon representative.

***Made For life***



# Aquilion™ Prime SP



### Recommended Room Size Requirements

Exam: 13'-10"L x 21'-11"W

Control: 13'-10"L x 7'-7"W

Equipment: none

### Ceiling Height

Recommended: 9'-0"

Minimum: 8'-2 1/2"

### System Electrical Requirements

Supply configuration: 3 Phase Delta or WYE

Supply voltage: 480V, 100A

Distribution capacity: 110 kVA

### Transport Requirements

Equipment ingress route must be checked prior to equipment delivery to ensure the largest and heaviest items of equipment can be accommodated. Dimensions of corridors should be no less than 8'-0" wide and doorways should be no less than 5'-0" clear in width.

### HVAC Requirements

Temperature: 68°-74°F

Relative Humidity: 40-70% (No condensation)

### Floor Construction and Structural Requirements

Floor must be smooth and level to 1/16" over entire room.

### CONS

Control equipment desk available for purchase with Canon

### \* AQUILION GANTRY & COUCH BTU / HOUR:

Exam room scanning 2 patients: 20,200

Exam room scanning 3 patients: 21,224

Exam room scanning 4 patients: 22,247

Exam room scanning 5 patients: 23,271

Exam room scanning maximum: 24,294

Future growth of facility must be considered when forecasting patient numbers for HVAC requirements

ITEM	DESCRIPTION	LBS	W	D	H	BTU
<b>GANT</b>	Aquilion Gantry (type D)	3,969	7'-0"	2'-10"	6'-1"	*
<b>PCH</b>	High cap. patient couch (extended)	1,544	2'-2"	9'-6"	var.	*
<b>PD</b>	Power distributor	1,235	2'-8"	2'-3"	4'-1"	3,754
<b>CONB</b>	Con box	618	1'-11"	3'-1"	4'-6"	5,767
<b>CONS</b>	Desk for monitors and keyboards	294	5'-5"	3'-0"	2'-6"	1,319

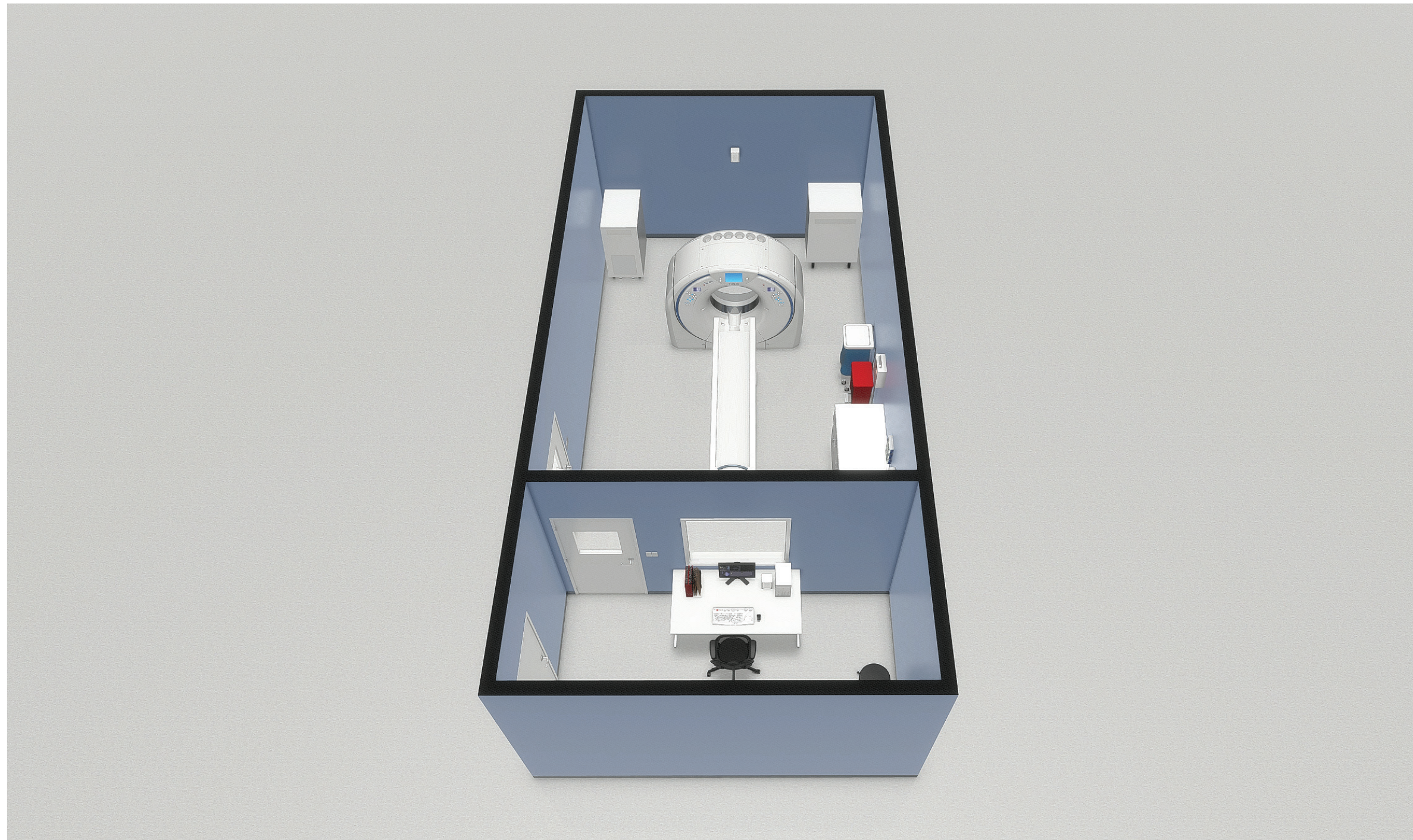
## EnVision 360

All images and room planning created with EnVision 360.  
For scaled 2D CAD drawings, please contact your Canon representative.

*Made For life*

**Canon**

**Aquilion<sup>TM</sup> Prime SP**



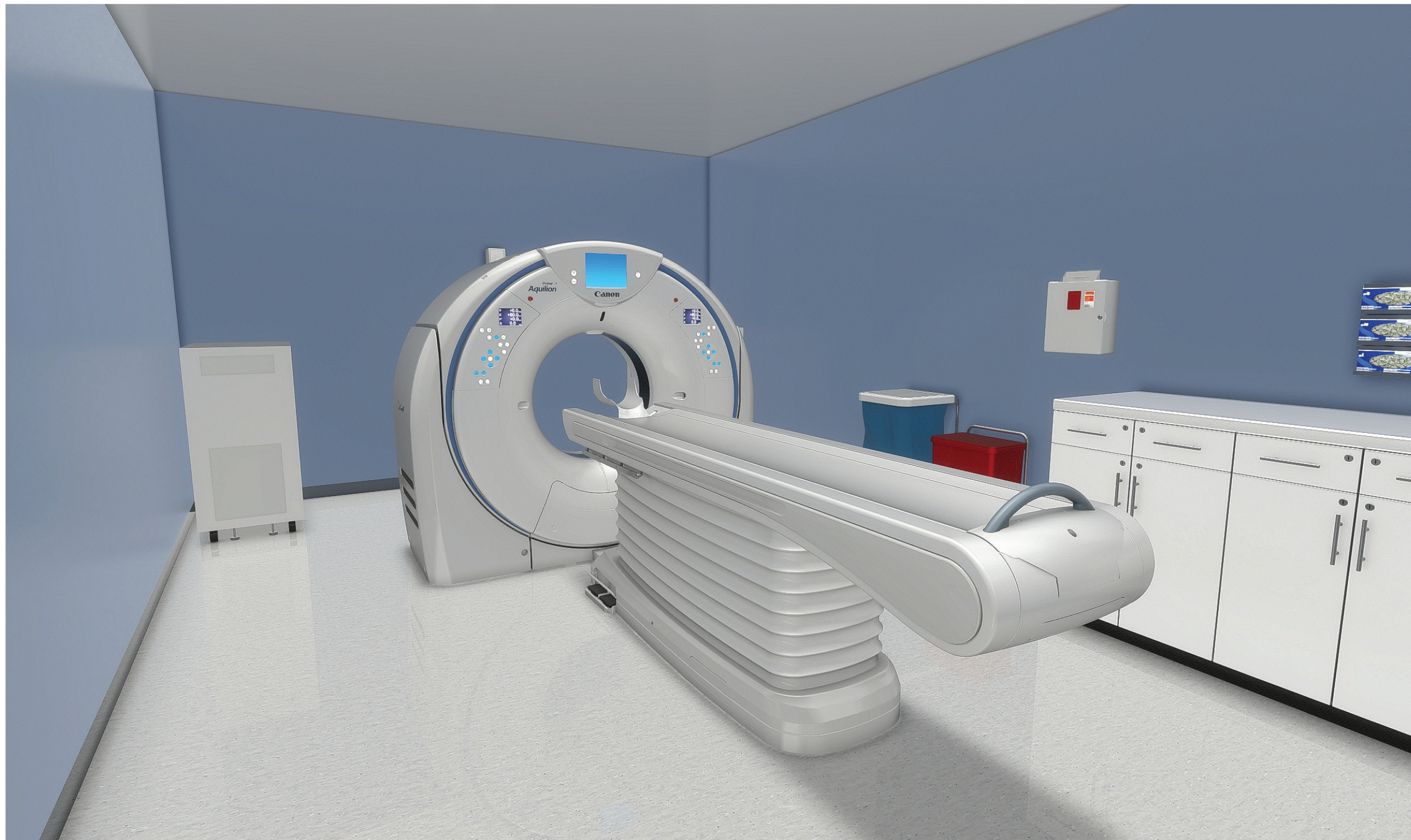
**EnVision 360**

All images and room planning created with EnVision 360.  
For scaled 2D CAD drawings, please contact your Canon representative.

**Made For life**

**Canon**

**Aquilion™ Prime SP**



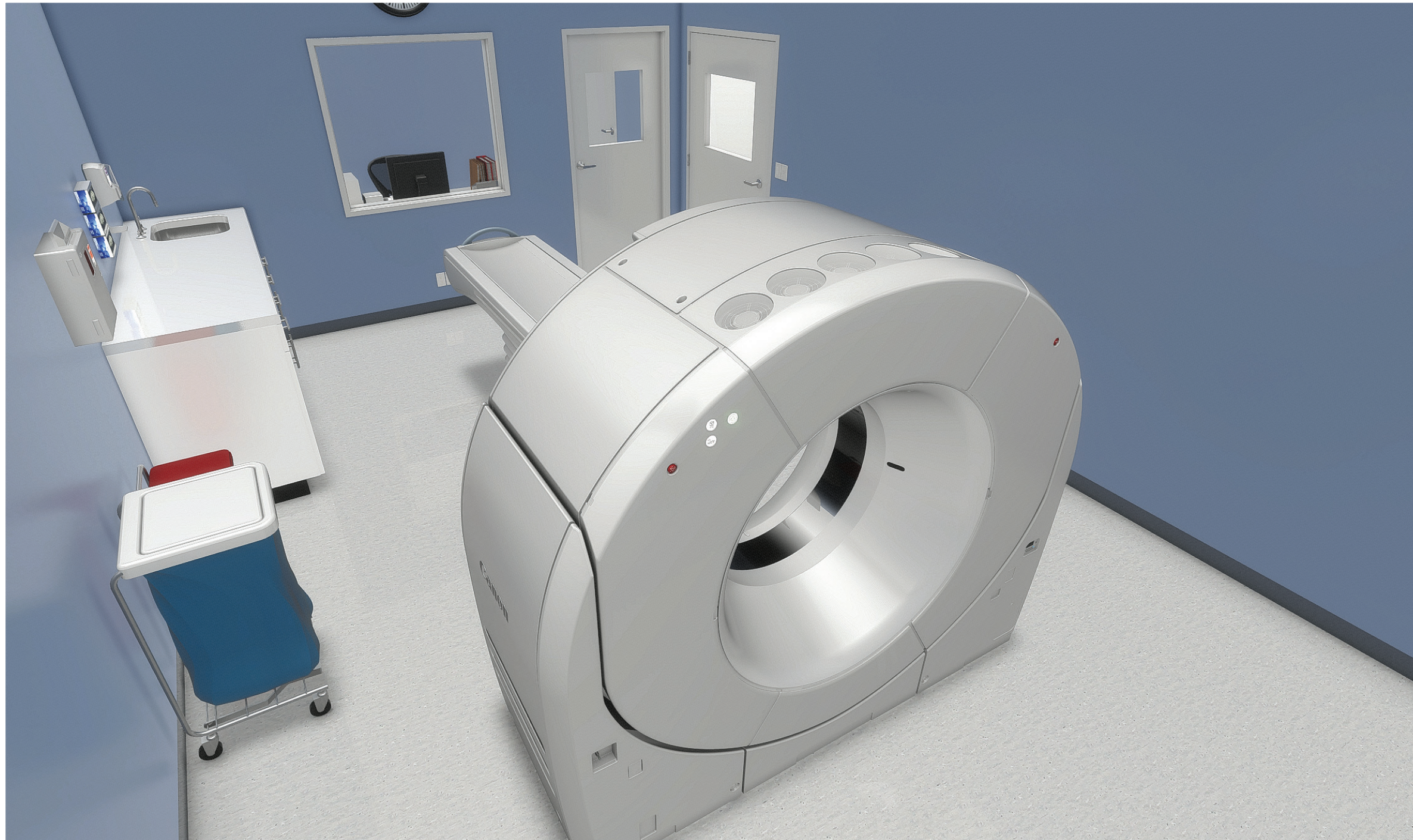
**EnVision 360**

All images and room planning created with EnVision 360.  
For scaled 2D CAD drawings, please contact your Canon representative.

**Made For life**

**Canon**

**Aquilion<sup>TM</sup> Prime SP**



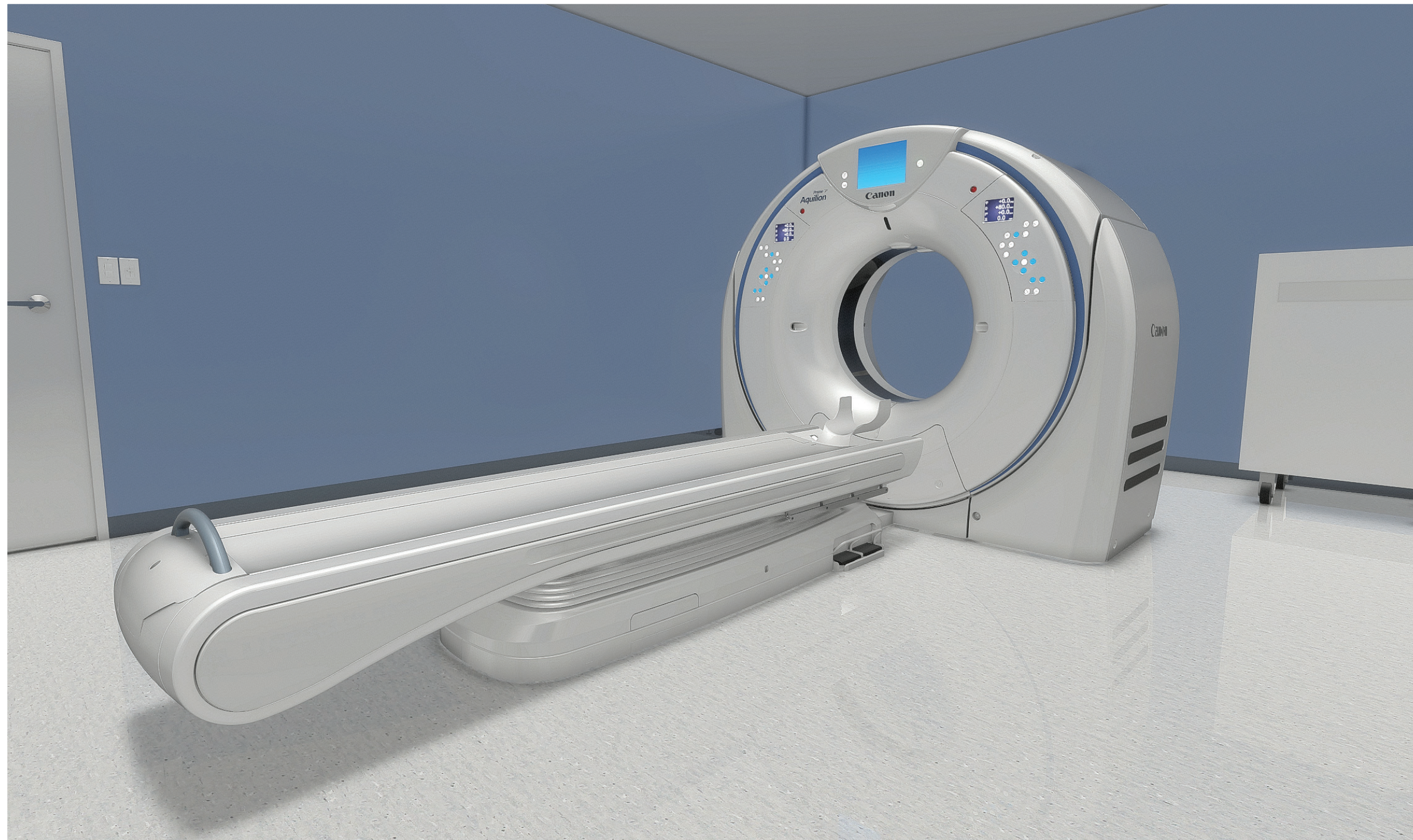
**EnVision 360**

All images and room planning created with EnVision 360.  
For scaled 2D CAD drawings, please contact your Canon representative.

***Made For life***

**Canon**

**Aquilion™ Prime SP**



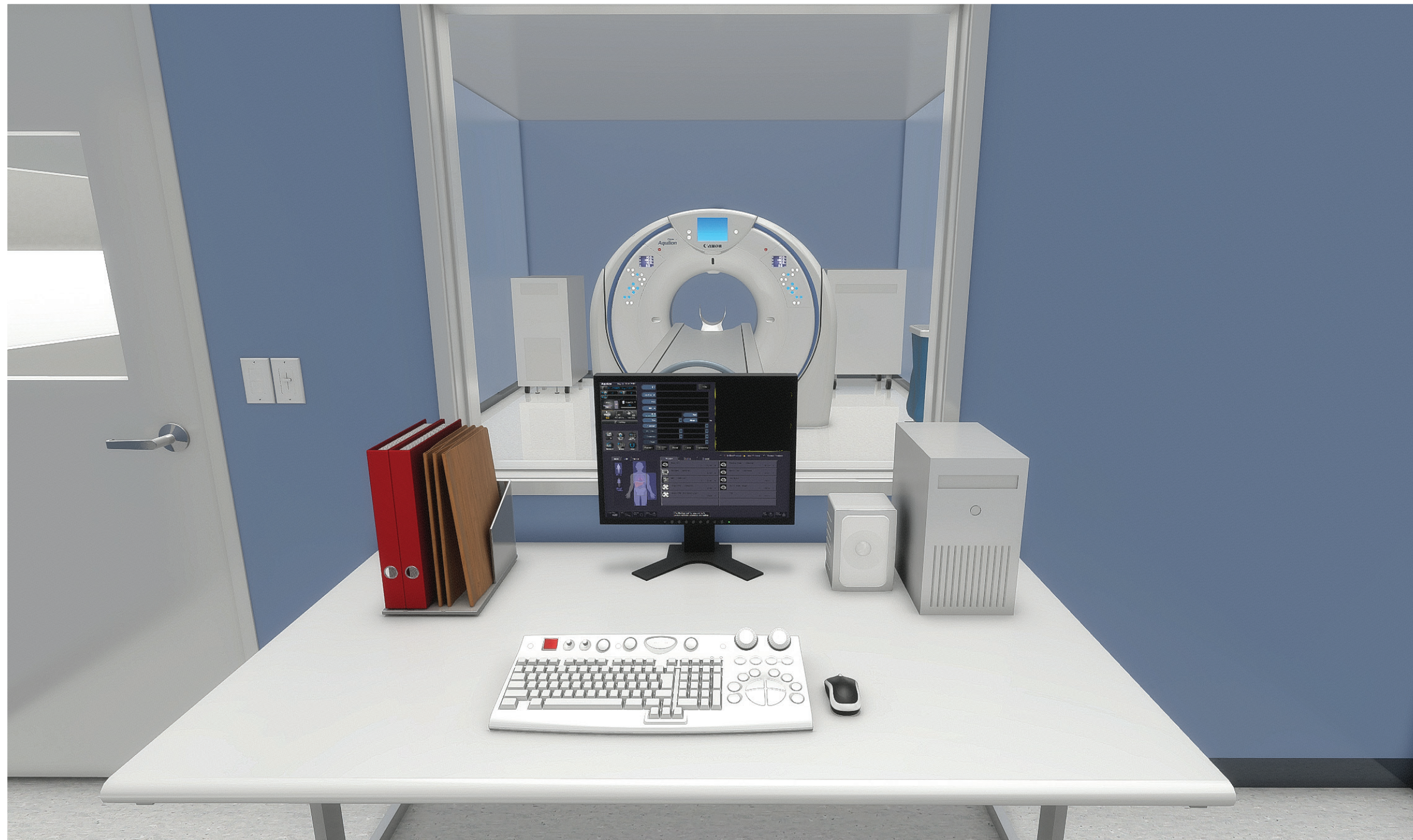
**EnVision 360**

All images and room planning created with EnVision 360.  
For scaled 2D CAD drawings, please contact your Canon representative.

***Made For life***

**Canon**

**Aquilion™ Prime SP**



**EnVision 360**

All images and room planning created with EnVision 360.  
For scaled 2D CAD drawings, please contact your Canon representative.

*Made For life*