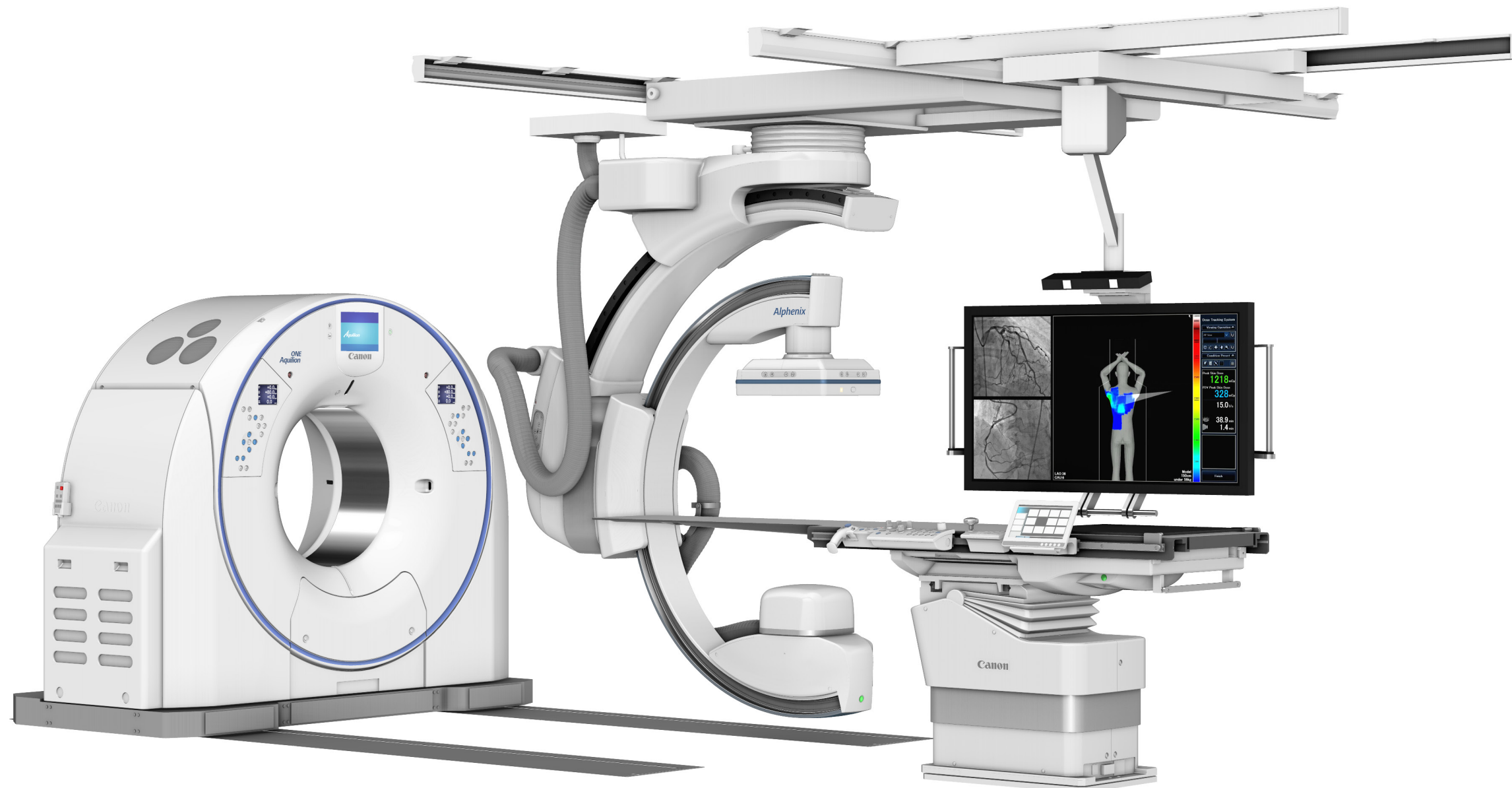


Canon

Alphenix™ 4D CT



Aquilion ONE™
GENESIS Edition

Canon Medical Systems USA, Inc. | Site Planning

2441 Michelle Drive Tustin, CA 92780

P (800) 421-1968 W us.medical.canon

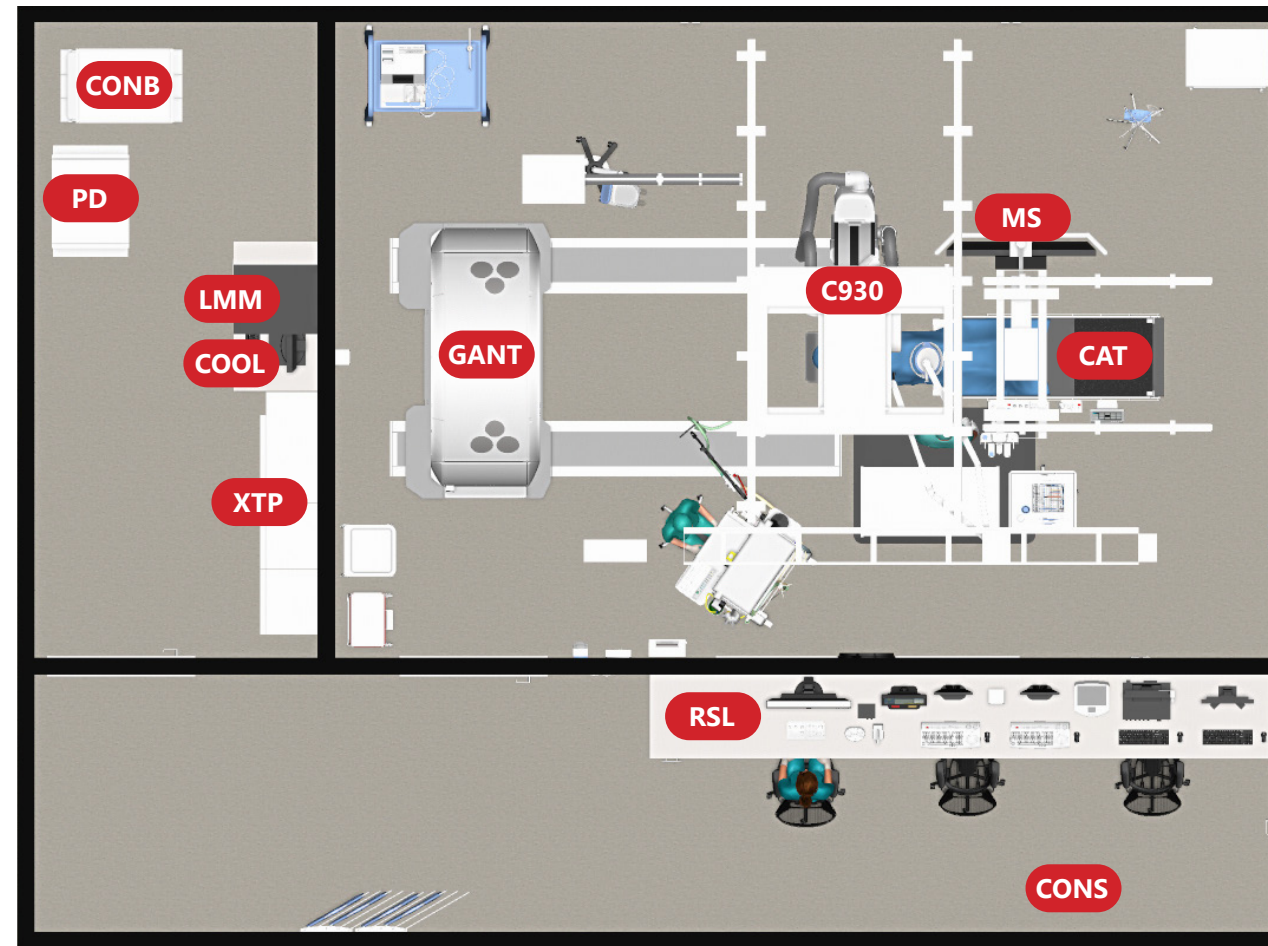
Rev. 01-04-21

EnVision 360

All images and room planning created with EnVision 360.

For scaled 2D CAD drawings, please contact your Canon representative.

Made For life



Recommended Room Size Requirements

Exam: 26'-0"L x 21'-0"W
 Control: 20'-0"L x 6'-6"W
 Equipment: 28'-0"L x 5'-0"W

Ceiling Height

Recommended: 9'-4"
 Maximum: 9'-10"
 Minimum: 9'-2 1/4"

System Electrical Requirements Alphenix

Supply configuration: 3 Phase Delta or WYE
 Supply voltage: 480V, 100A
 Distribution capacity: 125 kVA (CU>13K-rated) standard transformer capacity

System Electrical Requirements Aquilion

Supply configuration: 3 Phase Delta or WYE
 Supply voltage: 480V, 150A
 Distribution capacity: 110 kVA

Transport Requirements

Equipment ingress route must be checked prior to equipment delivery to ensure the largest and heaviest items of equipment can be accommodated. Dimensions of corridors should be no less than 8'-0" wide and doorways should be no less than 4'-0" clear in width.

HVAC Requirements

Temperature: 64°-74°F
 Relative Humidity: 35-70% (No condensation)

Floor Construction and Structural Requirements

Floor must be smooth and level to 1/16" over entire room. 1/32" over the entire area of the gantry rails.

CONS

Control equipment desk provided and installed by customer/contractor

*** Aquilion gantry BTU/Hour**

Exam room scanning 2 patients:	22,418
Exam room scanning 3 patients:	23,698
Exam room scanning 4 patients:	24,997
Exam room scanning 5 patients:	26,257
Exam room scanning 2 maximum:	27,536

Future growth of facility must be considered when forecasting patient numbers for A/C requirements.

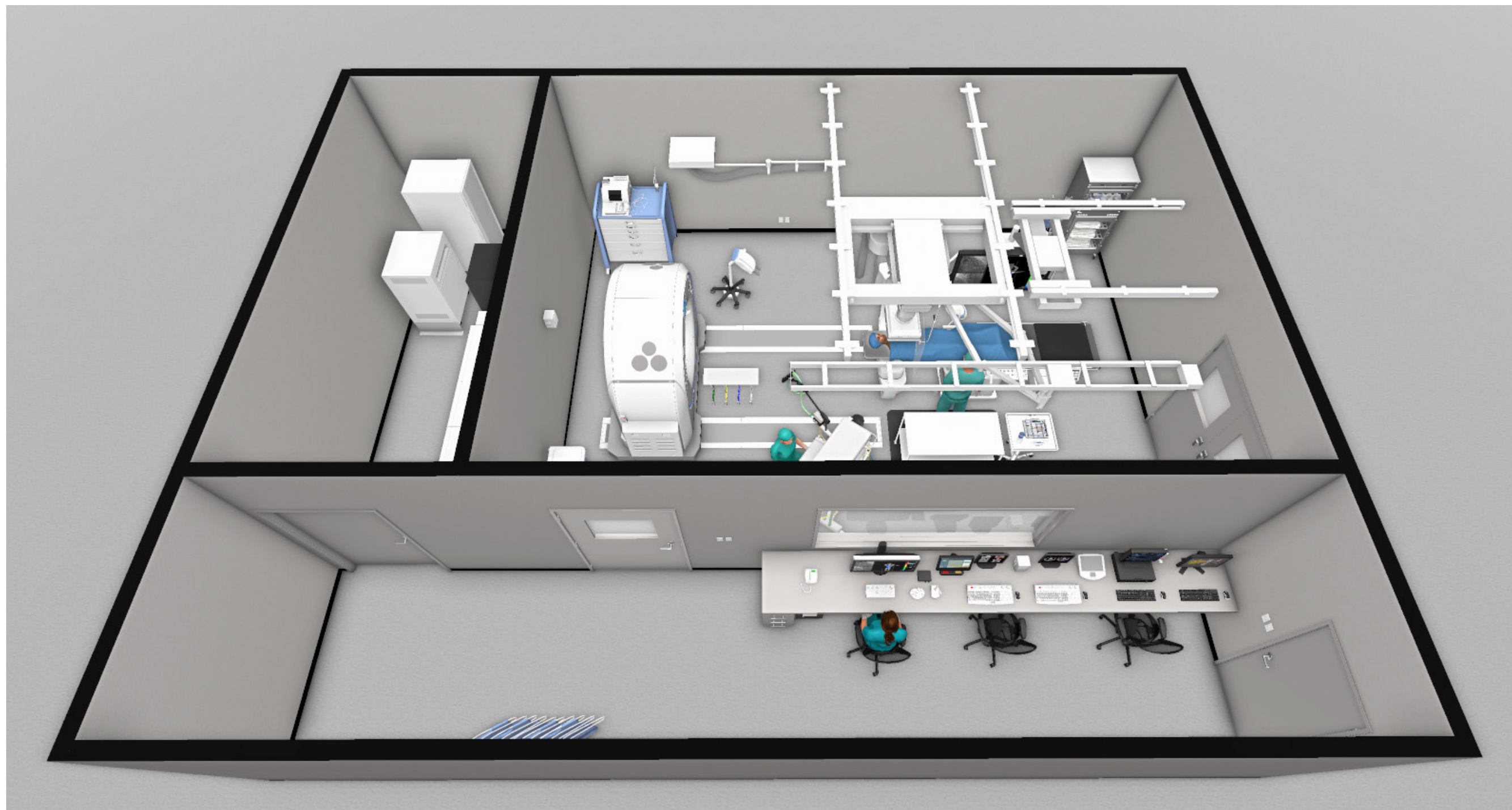
ITEM	DESCRIPTION	LBS	W	D	H	BTU
C930	CAS-930 5-axis stand	3,439	2'-3"	6'-5"	9'-2"	1,842
CAT	CAT-880B patient table	1,389	2'-4"	11'-7"	3'-6"	1,843
MS	Large monitor suspension	425	5'-0"	1'-2"	var.	1,705
RSL	4M Mavig track	220	1'-1"	13'-2"	var.	-
XTP	XTP Cabinets (3)	2,649	10'-10"	1'-6"	7'-3"	16,005
COOL	Cooling units (2)	205	-	-	-	8,429
CONS	Control equipment desk	var.	var.	2'-6"	4'-0"	4,719
LMM	Large monitor manager	261	2'-0"	2'-6"	2'-0"	1,705
GANT	Gantry with rails	7,428	7'-5"	4'-0"	6'-9"	*
CONB	CON box type A	1,008	2'-2"	3'-6"	5'-10"	9,544
PD	Power distributor	1,323	2'-8"	2'-3"	4'-4"	3,754

EnVision 360

All images and room planning created with EnVision 360. For scaled 2D CAD drawings, please contact your Canon representative.

Made For life

Canon



EnVision 360

All images and room planning created with EnVision 360.
For scaled 2D CAD drawings, please contact your Canon representative.

Made For life

This document is for information only, and remains the property of Canon Medical Systems USA, Inc. It shall not be copied or reproduced without the consent of Canon Medical Systems USA, Inc.

Canon



EnVision 360

All images and room planning created with EnVision 360.
For scaled 2D CAD drawings, please contact your Canon representative.

Made For life

Canon

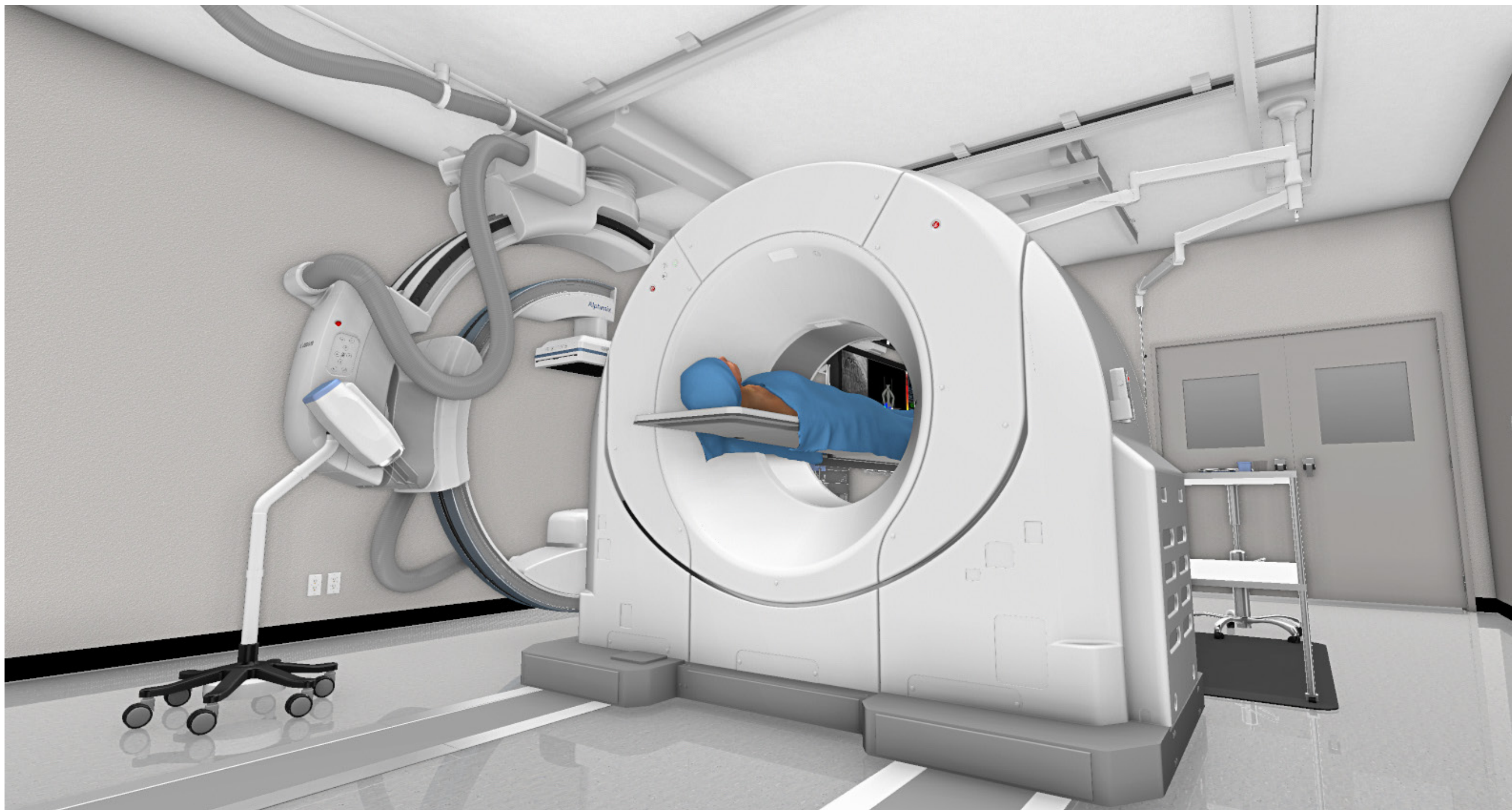


EnVision 360

All images and room planning created with EnVision 360.
For scaled 2D CAD drawings, please contact your Canon representative.

Made For life

Canon



EnVision 360

All images and room planning created with EnVision 360.
For scaled 2D CAD drawings, please contact your Canon representative.

Made For life

Canon



EnVision 360

All images and room planning created with EnVision 360.
For scaled 2D CAD drawings, please contact your Canon representative.

Made For life